

# Solid Steel Roller Shutter

The GLV-11 Steel security shutter offers a low to medium security solution suitable for commercial and industrial sites, covering areas up to 42m<sup>2</sup>. This model is also available with punched or perforated slat options. It's a cost-effective choice for various commercial and industrial applications, such as shopfronts, factories, warehouses, storage units, and agricultural buildings.

## Curtain

Single skin 76mm curved steel standard galvanised finish.

**Finish:** Galvanised finish as standard. Plastisol/powder coating available on request (surcharge applies).

**Slat Face:** 76mm.

**Gauge Sizes:** 22swg, 20swg, 18swg.

**Weight per m<sup>2</sup>:** 9.8kg, 12.5kg, 16.7kg (solid profiles).

**Maximum Width:** 10000mm (varies by operation & gauge).

**Maximum Area:** 42m<sup>2</sup> (varies by operation & gauge).

## Guide Channels

Galvanised steel guides. Width of 65mm or 100mm dependent on application. Windlocking guides and slat ends available. **Finish:** Galvanised finish as standard. Option to powder coat any RAL/BS colour (surcharge applies).



## Enclosure/Housing

Mild steel end plates as standard with optional casing and fascia available on request (surcharge applies). **Finish:** Galvanised finish as standard. Option to powder coat any RAL / BS colour (surcharge applies).

| Guide Height (mm) | Plate Size (mm) |          |
|-------------------|-----------------|----------|
| 2695              | 305             | tubular  |
| 4000              | 355             | tubular  |
| 5000              | 400             | tubular  |
| 6500              | 400             | outboard |
| 7000              | 450             | outboard |
| 8000              | 500             | outboard |

Plate sizes shown as a guide only and may vary.

## Bottom Rail

Galvanised steel 'T' shaped bottom rail.

## Operation Tubular Motor:

NRG Econom tubular motor with internal rockerswitch or external key switch and safety brake as appropriate to comply with legislation. Manual override facility & crank handle as required (surcharge applies). All motors have numerous control option variants such as remote and group or mobile phone activation. **Manual:** A counter-balanced spring and lock assembly is available for shutters up to 6.25m<sup>2</sup>. A counterbalanced helical 'loaded shutter' controlled via hand chain is available for larger applications.

## Applications

Commercial sites requiring high security, for openings up to 42m<sup>2</sup>. Outboard motors available for larger sizes. Punched & Perforated slats can be incorporated as required for full or partial vision.

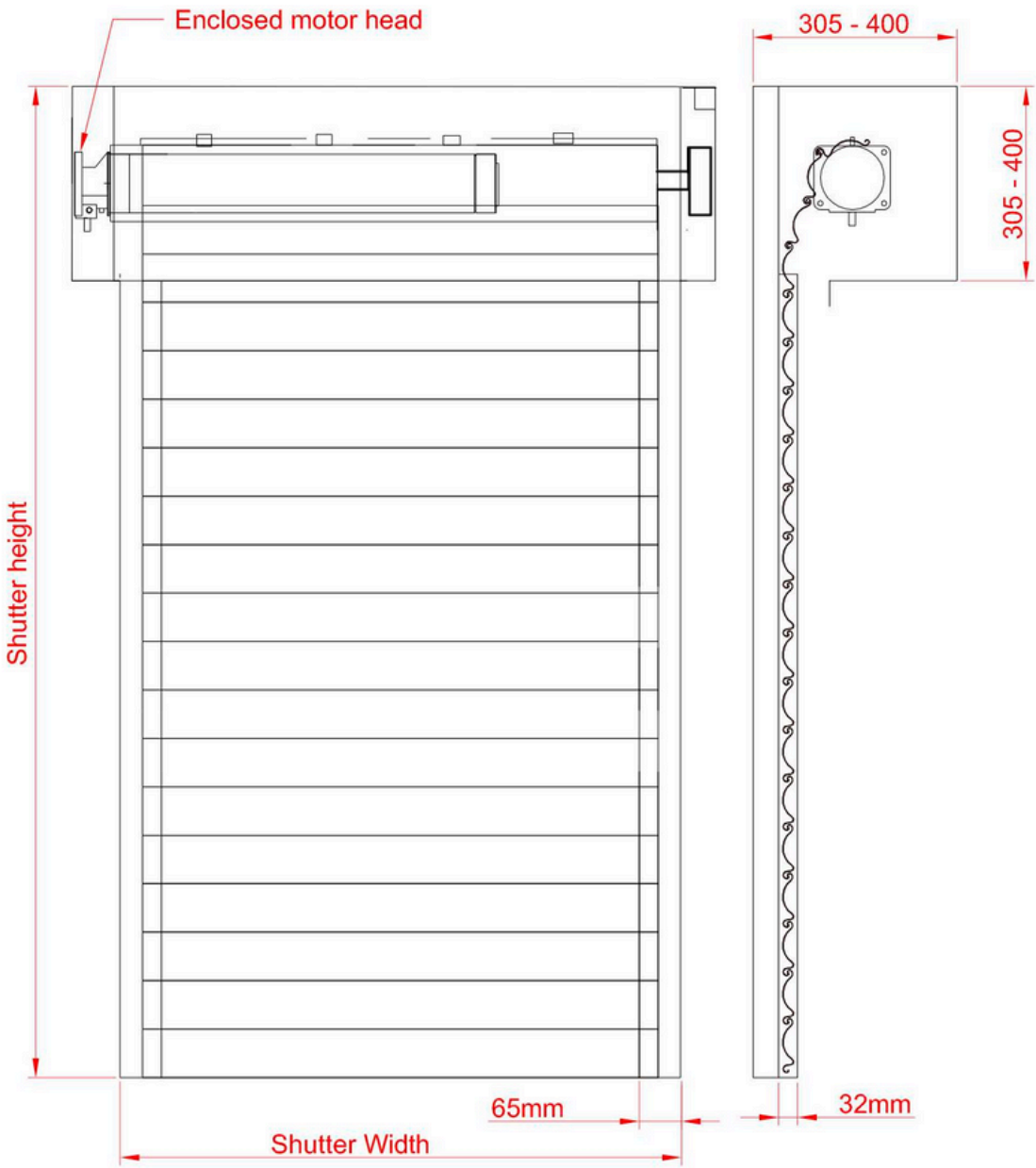
# TUBULAR MOTOR

Steel Security Shutter

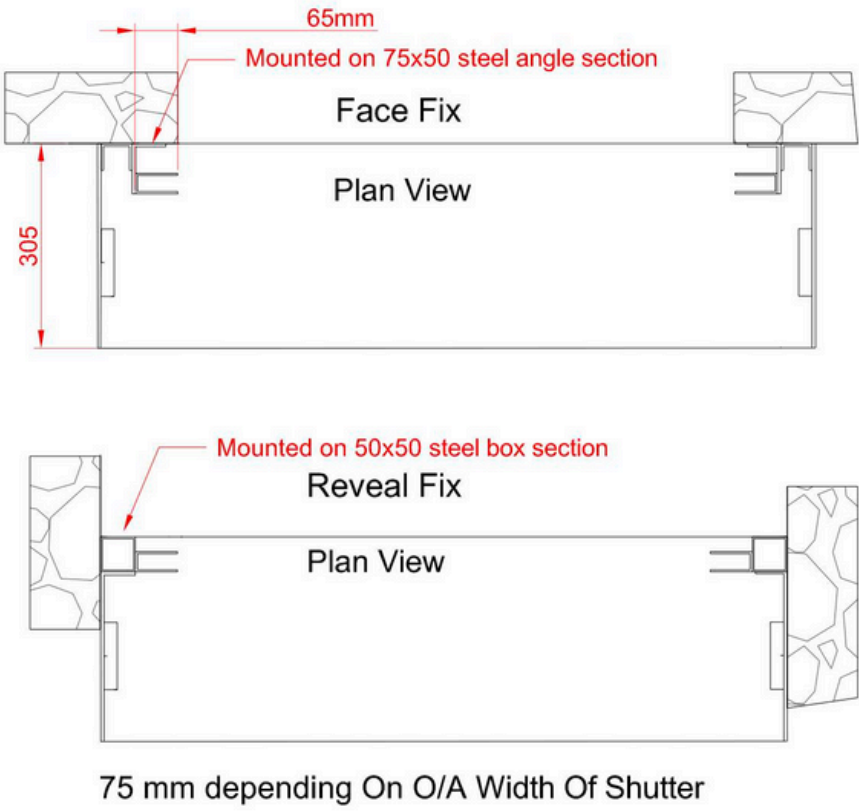


Maxium Doors Ltd  
01279 271192  
sales@maxiumdoors.co.uk  
accounts@maxiumdoors.co.uk  
www.maxiumdoors.co.uk

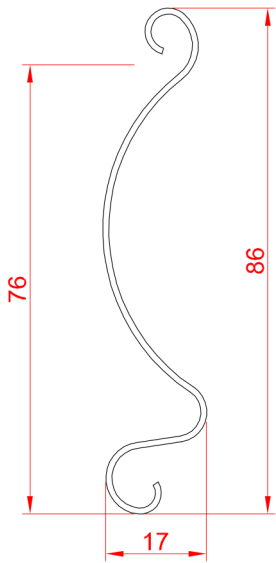
## FRONT FACE



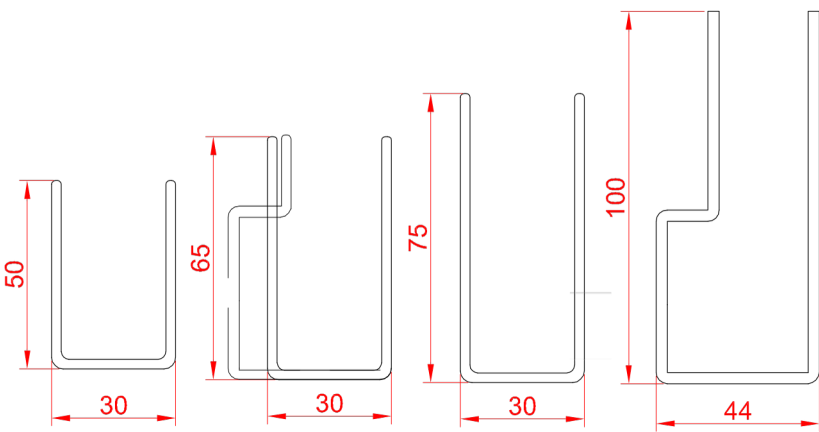
## FIXING DETAIL



## SLAT PROFILE



## GUIDE CHANNELS



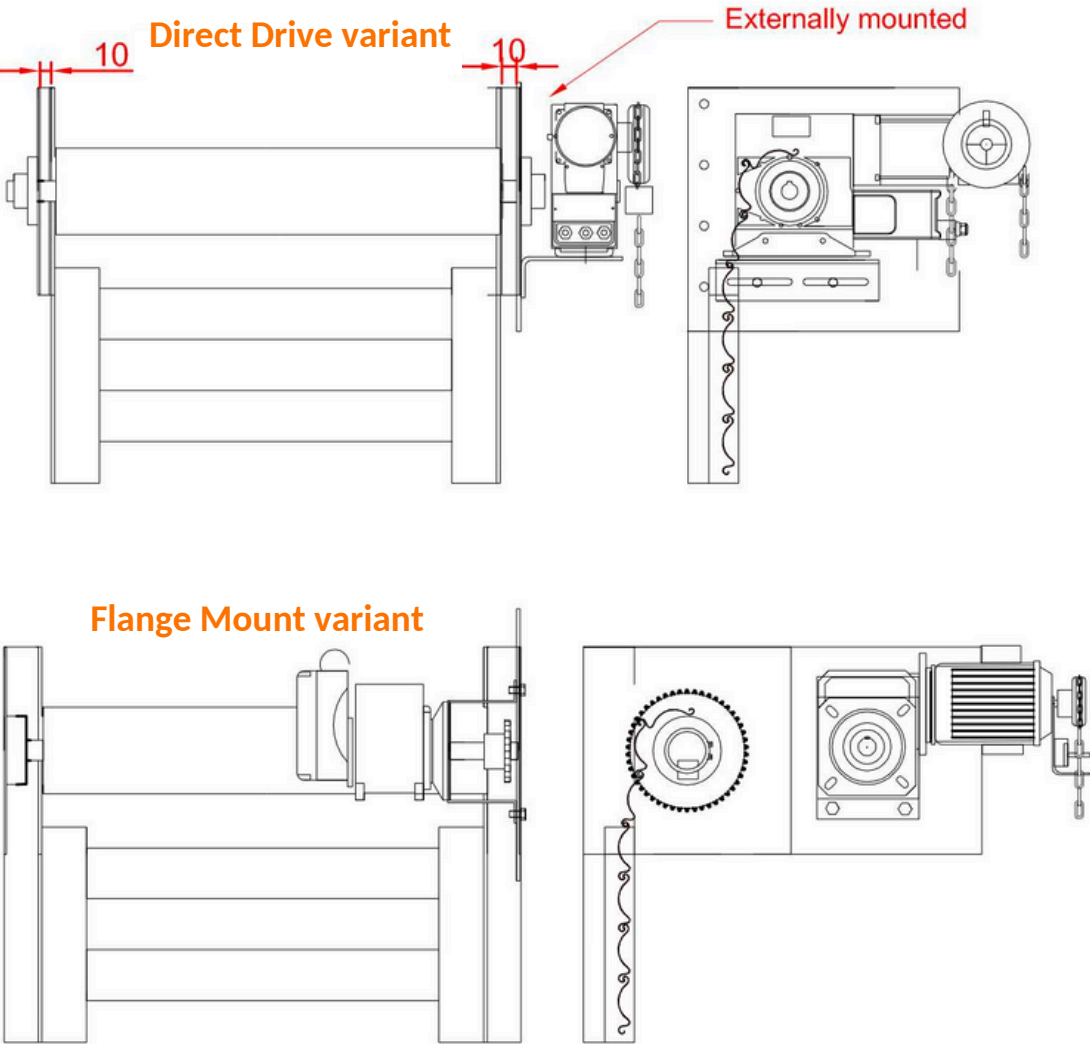
# OUTBOARD MOTOR

Steel Security Shutter

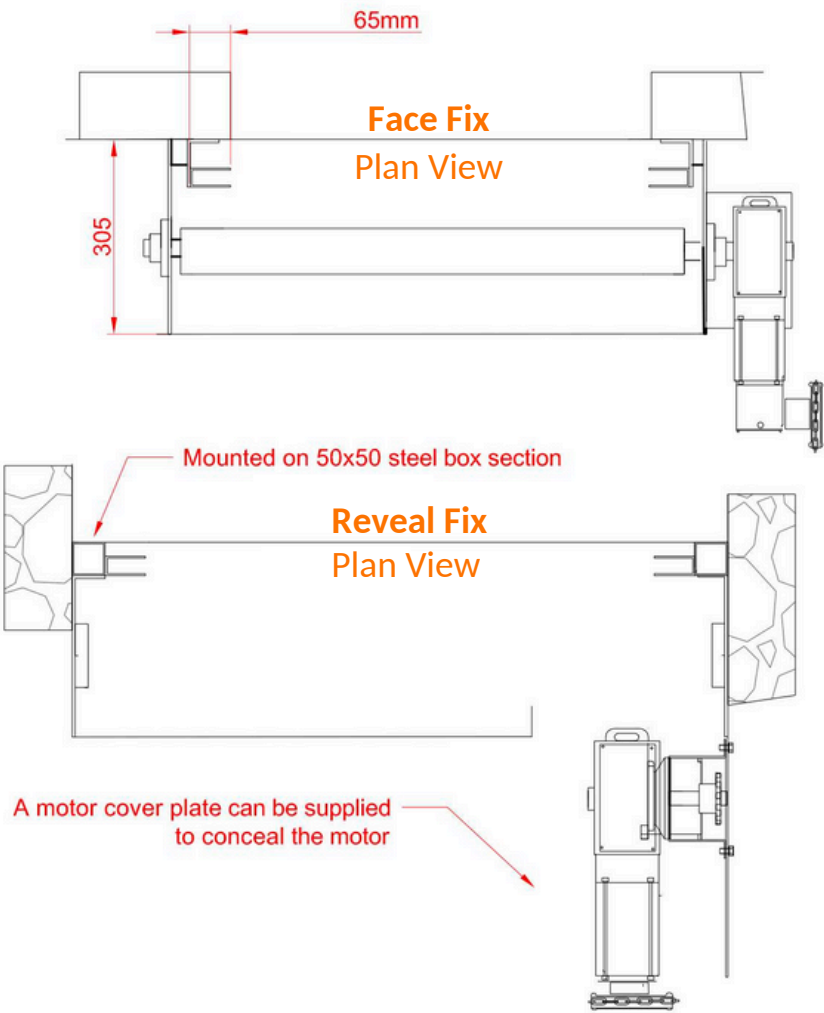


Maxium Doors Ltd  
01279 271192  
sales@maxiumdoors.co.uk  
accounts@maxiumdoors.co.uk  
www.maxiumdoors.co.uk

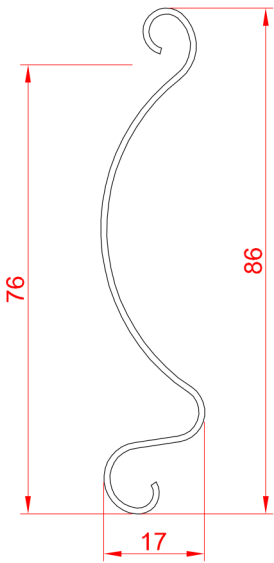
## MOTOR



## FIXING DETAIL



## SLAT PROFILE



## GUIDE CHANNELS

